

EST  1979

ERW

Windows • Doors • Outdoor Living

ERW COLOUR RANGE


PLEASE NOTE:

Colours on screen may vary from the final product. Physical copies of this colour chart are available on request.




OPAQUE COLOUR RANGE FOR EXTERIOR JOINERY





001 | *Tranquil*



002 | *Abbey White*



003 | *Willow Tree*



004 | *Dijon*



005 | *Roasted Chestnut*



006 | *Sunshine Yellow*




007 | *Apricot*




008 | *Sunset*




009 | *Bonfire*




010 | *Spiced Cherrywood*



011 | *Clementine*



012 | *Robin*




013 | *Poppy*




014 | *Teesport Rouge*




015 | *Vintage Merlot*




016 | *Olivia's Shoe*




017 | *Softpink*




018 | *Burnt Rose*



019 | *Dusky Plum*



020 | *Mulberry Wine*



021 | *Alice*



022 | *Quinn*



023 | *Roseberry Red*



024 | *Barney*



025 | *Winter Berry*



026 | *Sophie's Pink*



027 | *Eliza's Thyme*



028 | *Foxglove*



029 | *Heather*



030 | *Fellside*



031 | *Steel River Slate*



032 | *Liath*



033 | *Estuary*



034 | *Whitley Bay*



035 | *Catrigger Force*



036 | *Derwent*



037 | *Glacier Blue*



038 | *Joe's Blue*



039 | *Toby's Blue*



040 | *Sapphire Blue*


EST 1979

ERW

Windows • Doors • Outdoor Living



041 | *December Frost*



042 | *Seaham Sea*




043 | *Ashbrooke*



044 | *High Force*



045 | *Marine Blue*



046 | *Skippers Mist*



047 | *Valley Fog*



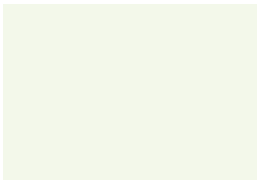
048 | *Kielder Blue*




049 | *Livingstone*



050 | *Riverside Waters*



051 | *Tasha's Day*



052 | *Frosted Sky*




053 | *Blue Ash*



054 | *Adriatic Cove*



055 | *Beamish Green*



056 | *Mojito*



057 | *Peppermint Green*




058 | *Northern Lights*



059 | *Gabriel's Choice*



060 | *Eskdale*



061 | *Pebble Ridge*



062 | *Julie's Orchard*



063 | *Spring Meadows*



064 | *Emerald Isle*



065 | *Forest Green*



066 | *Overcast*



067 | *Eton Green*



068 | *Georgian Grey*



069 | *Lord Stones*



070 | *Deep Jade*



071 | *Wainstones*



072 | *Iced Matcha*



073 | *Marshland*




074 | *Cook's Monument*




075 | *Richard's Hike*

We have produced this colour card as accurately as the printing process will allow.
However the painted versions of these shade will vary slightly.


OPAQUE COLOUR RANGE FOR EXTERIOR JOINERY



076 | *Rusyn*



077 | *Coconut Macaroon*




078 | *Butterscotch*



079 | *Fairfield*



080 | *Whinstone*



081 | *Heidi*



082 | *Cedarwood Oil*




083 | *Pistachio Haze*



084 | *Pear Tree*



085 | *Cleveland Way*



086 | *Highland Mist*




087 | *Clay*




088 | *Biscuit Beige*




089 | *Toffeenut Latte*



090 | *Honeyed Oak*



091 | *Sable*



092 | *Luna*




093 | *Haystacks*




094 | *Cocoa Cream*




095 | *Bambi*



096 | *Gentle Blush*



097 | *Petal Beige*




098 | *Peony Blush*




099 | *Jupiter*



100 | *Bruin*



101 | *Darcy*



102 | *Dixons Pearl*




103 | *Sycamore*




104 | *Wild Hare*



105 | *Beehive*



106 | *Moon Light*



107 | *Tye's Sands*



108 | *Honey Drop*



109 | *Willis*



110 | *Hadrian's Wall*

Gloss levels, light, paint type substrate type have an influence on the colours.
Before committing to a large order, we recommend testing the paint colours on the actual timber.



111 | *Candlestick*



112 | *Brimham Rocks*




113 | *Helvellyn*



114 | *Stone Cottage*



115 | *Chocolate Gateau*



116 | *Warm Ivory*



117 | *Snowy Pike*



118 | *Wall's Grey*



119 | *Olly's Boots*



120 | *Deep Evergreen*




121 | *Blush*



122 | *Pershaw*




123 | *York*




124 | *Catterick*



125 | *Yorkshire Moor*



126 | *Pearl River*



127 | *Gungnir*




128 | *Ballard*



129 | *Helm*




130 | *Nevis*



131 | *Seb's Star*



132 | *Crucible*



133 | *Lakeland Slate*



134 | *Silver Birch*



135 | *Dienga*



136 | *Boulder*



137 | *Moonrock*



138 | *Slate Stone*



139 | *Midnight Abyss*



140 | *Challenger Deep*



141 | *Anvil*



142 | *Comet*



143 | *Stormy Night*



144 | *Raven*



145 | *Twilight*



146 | *Moonlit Fog*



147 | *Teal Tide*



148 | *Frosted Sapphire*



149 | *Liquorice*



150 | *Rosson's Choice*

About our paints

Anker Stuy's exterior joinery topcoats provide exceptional protection and a beautiful finish for exposed wooden surfaces. With a focus on durability and aesthetics, these topcoats create a strong barrier against moisture, UV rays, and environmental factors. This shields the wood from damage, including warping and fading, ensuring long-lasting integrity. Designed to withstand outdoor conditions, Anker Stuy's topcoats are highly durable. They resist scratches and wear, maintaining the joinery's appearance and structural strength over time.



Painted Exterior Joinery

Painting creates a protective barrier that shields the wood from moisture, UV radiation, and other environmental factors. Paint acts as a durable layer that adds strength and resilience to exterior joinery. It helps withstand impacts, abrasions, and general wear and tear caused by everyday use and exposure. The colours in the curated collection have been designed with the maximum pigment load for long lasting UV protection. By choosing a high-quality paint specifically formulated for exterior applications, you can ensure the joinery remains robust and functional for years to come.



Perfect colour mixing and matching

Achieving precise and enduring colour fidelity is our specialty. We employ advanced computer-controlled dispensing and agitation technology for our colour-mixing processes. Whether matching from your provided swatches, charts, or samples, or utilizing our extensive library of color references, our state-of-the-art colour spectrometers ensure minimal deviation from the original.

Moreover, our commitment to quality extends to the raw materials we use in our pigment production, which are of the highest calibre, akin to those found in automotive finishing. This guarantees that colours like red retain their vibrancy and clarity over the years, maintaining their true essence for an extended period.



About Anker Stuy

Anker Stuy Coatings develops and produces more than three million litres of paint annually for the carpentry, furniture and interior design industries, and professional painters. We are a third generation family business that operates in the quiet picturesque village of Terwispel, the Netherlands. Anker Stuy is known for innovative and sustainable waterbased paint products and international markets include the Netherlands, the United Kingdom, France, Germany, Belgium, Ireland and Switzerland.



EST 1979

ERW

Windows • Doors • Outdoor Living

Anker Stuy Coatings

Hellingwal 1
8407 EM Terwispel
Netherlands

Telefoon

+31 (0) 513 465 000

E-mail

info@ankerstuy.nl

Website

www.ankerstuy.nl

Webshop

www.ankerstuyshop.nl

Anker Stuy Coatings

Unit 25 Alpha Business Park
Peterborough PE3 8AF
United Kingdom

Phone

01733 215 444

E-mail

info@ankerstuy.co.uk

Website

www.ankerstuy.com

Webshop

www.ankerstuyshop.co.uk

ERW Joinery Ltd

Renovation House, Skippers Lane
Middlesbrough PE3 8AF
United Kingdom

Phone

01642 456 167

E-mail

info@erw ltd.co.uk

Website

www.erw ltd.co.uk